

## **DOKUZ EYLUL UNIVERSITY – FACULTY OF BUSINESS**

### **ALUMNI STATUS ANALYSIS AND EMPLOYMENT REPORT – January 2026**

Prepared by: Alumni Relations Commission

This report provides information about the distribution of our alumni by department, the sectors in which they are employed, and the communication channels used to stay in contact with them.

The first section of the report includes information on all alumni who graduated from our Faculty through 2025.

The second section focuses only on alumni who graduated in 2025.

#### **SECTION ONE**

Thanks to the efforts of the former Chair of the Commission, Prof. Dr. Özge Özgen, 6,627 alumni were contacted in 2025 via LinkedIn and email.

Subsequently, 543 alumni responded to the Alumni Database that was created. As shown below, our alumni have predominantly worked in Accounting and Finance, Banking, Auditing, Marketing and Sales, Human Resources, Logistics and Supply Chain Management, and Manufacturing.

#### **Number of Alumni Contacted via Email in May 2025**

A total of 5,001 alumni were contacted via email. The distribution by department is as follows:

- **Business Administration:** 1,667 people (33.33%)
- **Economics:** 1,114 people (22.27%)
- **International Relations:** 912 people (18.23%)
- **Tourism Management:** 782 people (15.63%)
- **ITB (International Trade and Business):** 526 people (10.53%)

#### **Number of Alumni Researched via LinkedIn in May 2025**

Within the scope of the project, a total of 1,795 alumni LinkedIn profiles were researched. The distribution by department is as follows:

- **Business Administration:** 918 people (51,14%)
- **Economics:** 318 people (17,72%)
- **International Relations:** 285 people (15,88%)
- **Tourism Management:** 274 people (15,26%)

- **ITB:** 0 people (0,00%)

Out of these 1,795 individuals, 930 LinkedIn profiles could not be accessed, corresponding to approximately 51.8% of the total. The distribution of unreachable accounts by department is as follows:

- **Business Administration:** 419 people (45.05%)
- **Economics:** 181 people (19.46%)
- **International Relations:** 175 people (18.82%)
- **Tourism Management:** 155 people (16.67%)

The remaining 865 individuals were either already connected or newly connected via LinkedIn during this project. This corresponds to approximately 48.2% of all researched individuals.

#### LinkedIn Accessibility Rates by Department (May 2025)

Department	Number Researched	Unreachable Profiles	Reached Profiles	Accessibility Rate (%)
Business Administration	918	419	499	54.34%
Economics	318	181	137	43.08%
International Relations	285	175	110	38.60%
Tourism Management	274	155	119	43.43%
ITB	0	0	0	-

In March 2025, the LinkedIn account had 1,293 connections. As a result of research and connection-building efforts carried out between March and May 2025 by the former Head of the Alumni Relations Office, Prof. Dr. Özge Özgen, and the then-İŞKUR student assistant, this number increased to 1,890.

This represents:

- +597 new connections
- An approximate 46.2% increase

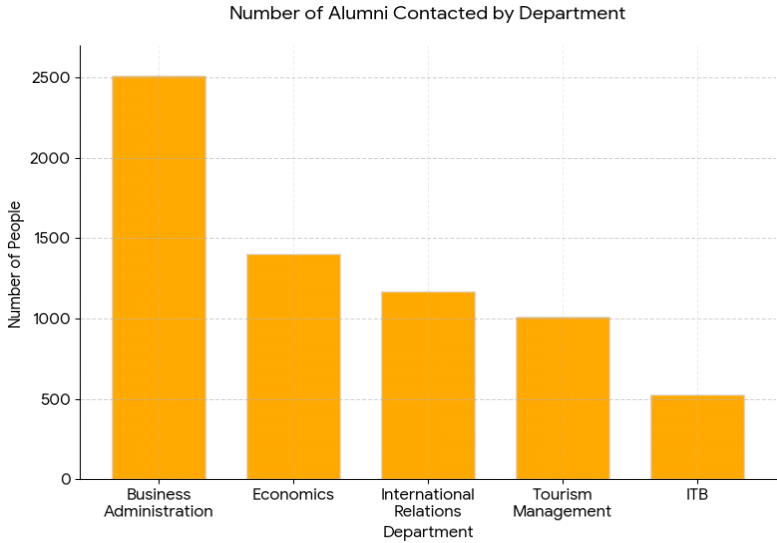
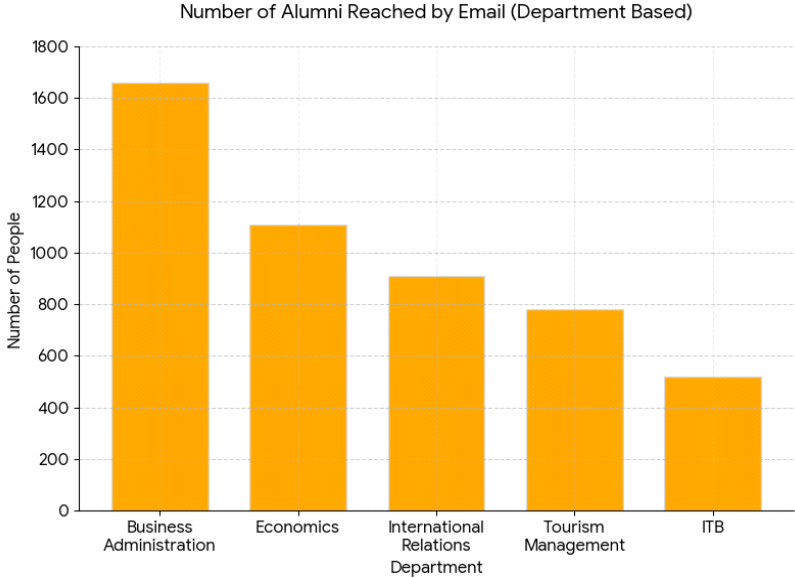
#### Alumni Contacted by Department

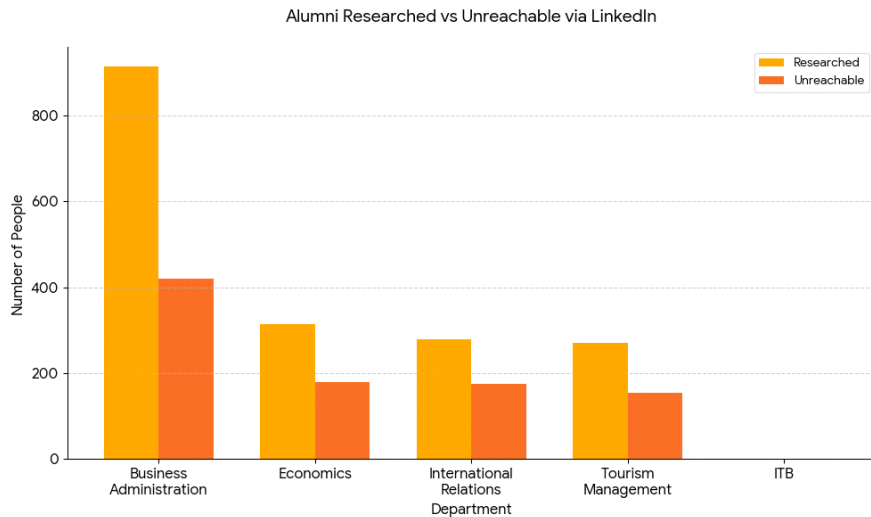
Department	Number Contacted	Percentage (%)
Business Administration	2,517	37.98%
Economics	1,392	21.00%
International Relations	1,173	17.70%
Tourism Management	1,019	15.37%
ITB	526	7.94%
<b>Total</b>	<b>6,627</b>	<b>100%</b>

### Outcomes of the May 2025 Activities

As a result of email and LinkedIn research efforts, a total of 6,627 alumni were contacted. Following these contacts, 543 alumni responded to the Alumni Database.

When evaluated by overall response rate, this corresponds to approximately **8.19%**.





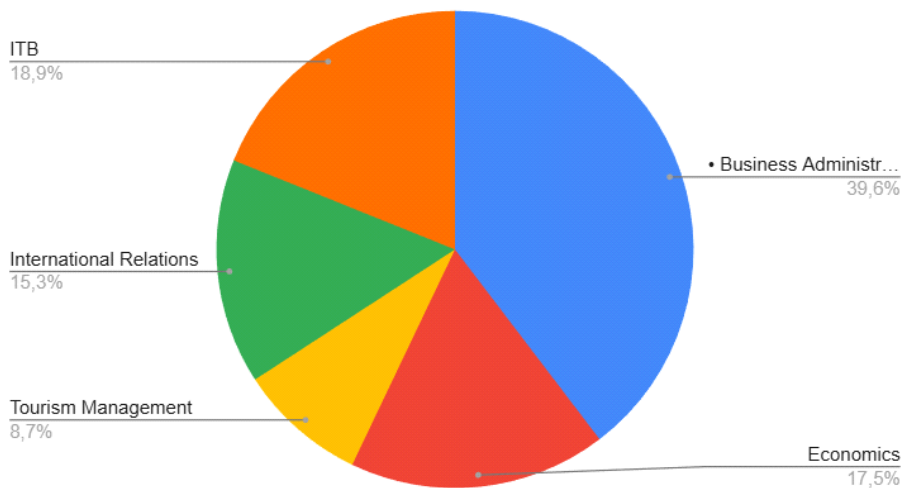
### Survey Results Conducted in the First Quarter of 2025

In 2025, a survey study was conducted targeting the Faculty's alumni. A total of 550 alumni participated in the survey.

Within the scope of this study, alumni's level of attachment to the Faculty, the time it took them to secure employment after graduation, and the sectors and fields in which they are employed were examined.

Additionally, alumni participation in Faculty of Business alumni events and their level of engagement with the Faculty's social media accounts were evaluated.

### Departmental Distribution



## **SECTION TWO**

In this section, a list of students who graduated in 2025 was requested from the Faculty's Student Affairs Office in January 2026. It was determined that 251 students had graduated in 2025. As a result of the survey form sent to the email addresses of these graduates, the following information was obtained:

### **Overall Participation and Employment Rate**

Of the 251 graduates from the Class of 2025, 67 alumni participated in the survey. An examination of the respondents' employment status shows that 43 alumni (64.2%) entered the labor force after graduation and are currently employed.

The number of graduates who are still seeking employment or are not currently working was recorded as 24 (35.8%). These data indicate that more than half of our graduates were employed within a relatively short period after graduation.

### **Sectoral Distribution Analysis**

An analysis of the sectoral distribution of the 43 actively employed graduates reveals that employment is largely concentrated in the private sector. Of the employed alumni, 41 (95.3%) are continuing their careers in the private sector, while 2 alumni (4.7%) have established their own businesses and joined the entrepreneurship ecosystem.

No graduates working in the public sector were identified in the current dataset. This finding suggests that our graduates' career paths are predominantly oriented toward the private sector.

### **Postgraduate Education and Academic Orientation**

When examining graduates' tendency to pursue postgraduate education, the majority of respondents have prioritized entering the professional working life. According to the data, only 4 graduates are currently pursuing a master's degree, while 63 graduates have chosen not to continue with postgraduate education.

### **Evaluation**

This preliminary study of the Class of 2025 demonstrates that our Faculty's graduates exhibit a high level of labor-market integration and are predominantly employed in the private sector. The fact that 64% of our graduates are employed indicates that, despite challenging market conditions, our department's reputation and graduates' competencies are recognized and valued in the sector.

On the other hand, the relatively low rate (6%) of orientation toward an academic career (Master's degree) confirms that our graduates prioritize gaining professional experience over pursuing further academic education.